

CONTINUOUS DUTY
**4 poles
50 Hz - 1500 rpm / 60 Hz - 1800 rpm**

AMBIENT TEMPERATURE		40°C	WINDING DATA										Winding code	M0
TEMPERATURE RISE		H											Number of leads	12
INSULATION CLASS		H											Winding pitch	2/3
POWER FACTOR		0,8												
FREQUENCY		Hz	50 Hz				60 Hz							
VOLTAGE	Connections	Star series Star parallel	V	380	400	415	440	380	416	440	460	480		
				190	200	208	220	190	208	220	230	240		
RATING POWER			kVA	490	510	510	510	510	540	570	610	625		
			kW	392	408	408	408	408	432	456	488	500		
EFFICIENCY [%] @ 0,8 p.f.			4/4	93,5	94,0	94,1	94,2	93,0	93,4	93,7	94,0	94,5		
			3/4	94,4	94,6	94,7	94,7	93,9	94,0	94,4	94,6	94,9		
			2/4	94,9	94,9	94,9	94,9	94,3	94,4	94,7	94,9	95,1		
EFFICIENCY [%] @ 1 p.f.			4/4	94,8	95,3	95,3	95,4	94,5	94,7	95,0	95,3	95,7		
			3/4	95,6	95,7	95,8	95,8	95,2	95,3	95,6	95,7	96,0		
			2/4	96,0	96,0	96,0	96,0	95,5	95,6	95,8	96,0	96,1		
SHORT CIRCUIT RATIO			SCR	0,23	0,24	0,26	0,29	0,18	0,20	0,22	0,22	0,24		
REACTANCES [%]														
Direct axis synchronous		X _d	489	459	426	379	469	539	509	498	469			
Quadrature axis synchronous		X _q	274	257	239	212	342	302	285	279	262			
Direct axis transient		X' _d	45,2	42,5	39,5	35,1	56,5	49,9	47,1	46,1	43,4			
Direct axis subtransient		X'' _d	19,9	18,7	17,4	15,5	24,9	22,0	20,7	20,3	19,1			
Quadrature axis subtransient		X'' _q	24,4	22,9	21,3	18,9	30,4	26,9	25,4	24,9	23,4			
Negative sequence		X ₂	22,1	20,8	19,3	17,2	27,7	24,4	23,1	22,6	21,2			
Zero sequence		X ₀	4,9	4,6	4,3	3,8	6,1	5,4	5,1	5,0	4,7			
TIME CONSTANTS [s]														
Open circuit		T' _{do}	2,4											
Transient		T' _d	0,222											
Subtransient		T'' _d	0,014											
Armature		T _a	0,02											

MECHANICAL CHARACTERISTICS

D-end bearing/Lubrication	6322 C3 / With grease nipple
N-end bearing/Lubrication	6317 2Z C3 / Prelubricated
Overspeed [r.p.m.]	2250
Inertia (J) [kgm ²]	Refer to B34 construction 7,97
Weight [kg]	Refer to B34 construction 1250
Method of cooling	IC01
Cooling air required [m ³ /s] @ 50/60 Hz	0,93 / 1,12
Degree of protection	IP23
Types of construction available	B2 (SAE) - IM B34
Direction of rotation (Standard)	CW

OTHER DATA

Phase resistance [Ω] @ 20 °C - Star series	0,009
Overloads	10% for 1 hour every 12 hours
3-phase short circuit sustained current	≥ 300 % (3 I _n) with auxiliary winding
Voltage regulation accuracy	± 0,5 % I _n steady state condition
Radio interference	EN 55011 - Class B Group 1
Wave form THF	< 2%
Total harmonic content	< 2% - At no load

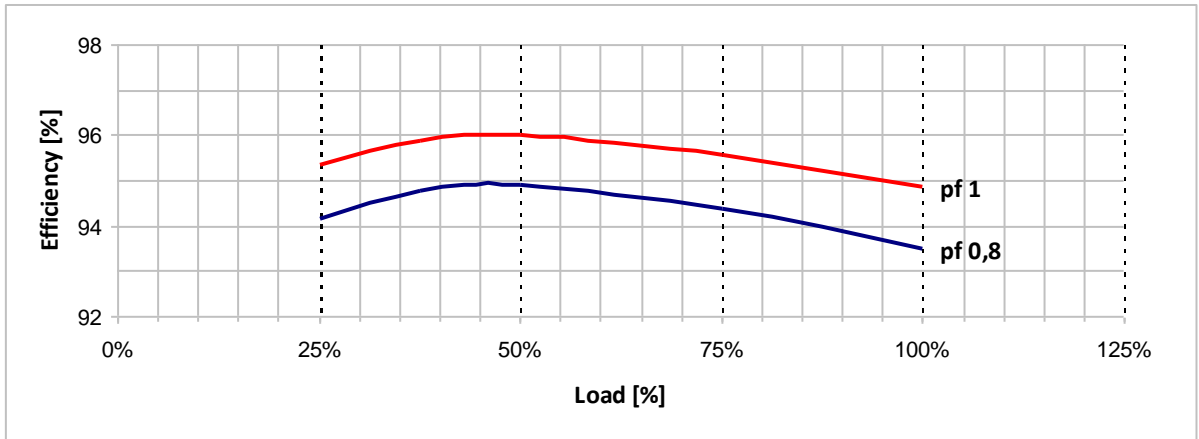
STANDARDS

IEC 60034-1; CEI 2-3; BS 4999-5000; VDE 0530; NF 51-100,111; OVE M-10, NEMA MG 1.22.

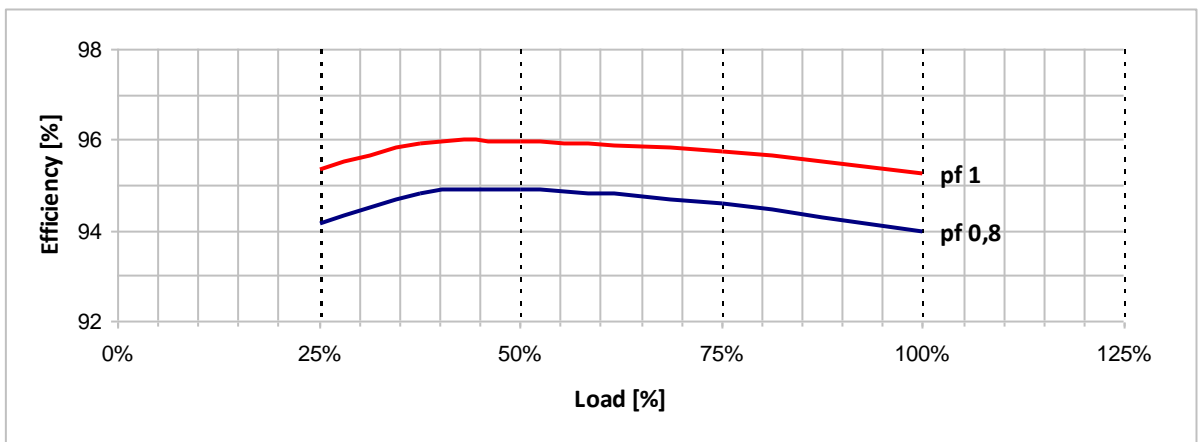
Typical efficiency curves

50 Hz - 1500 rpm

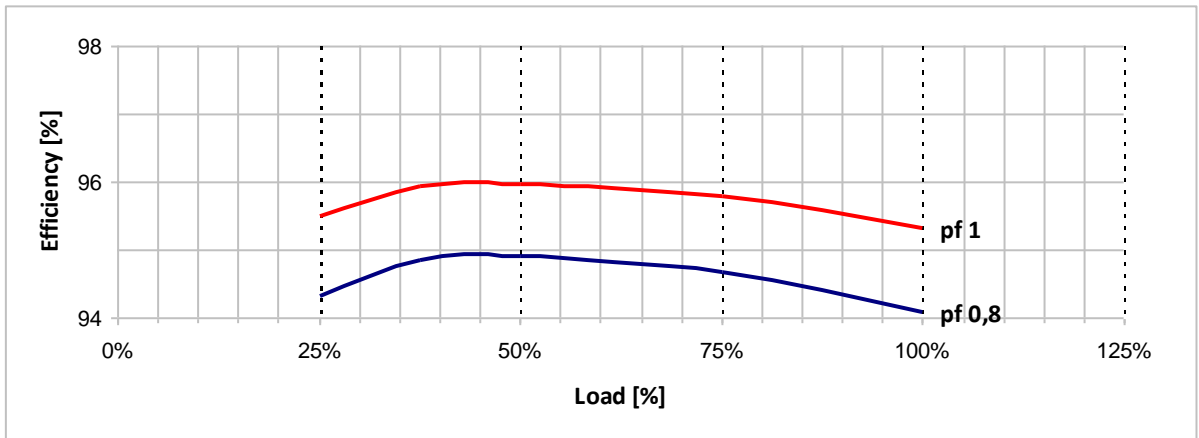
380 V



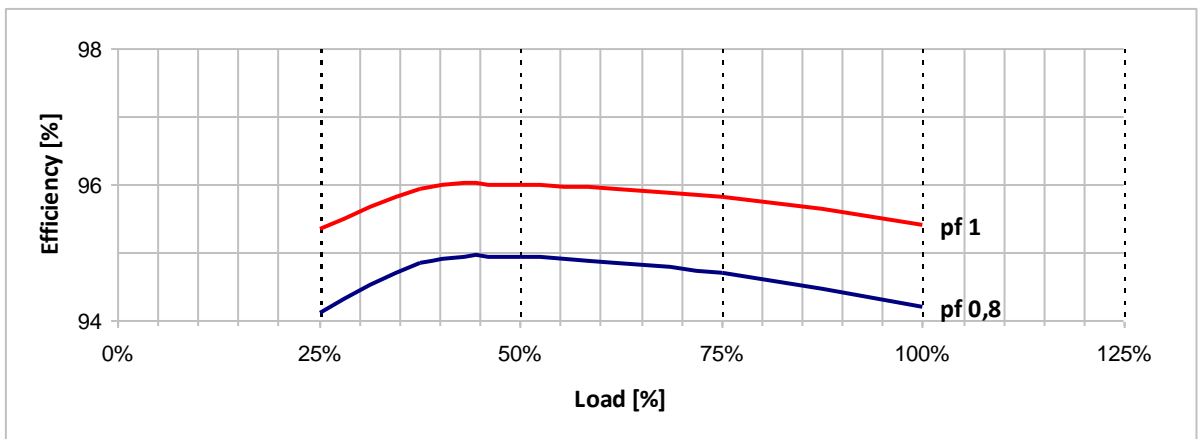
400 V



415 V

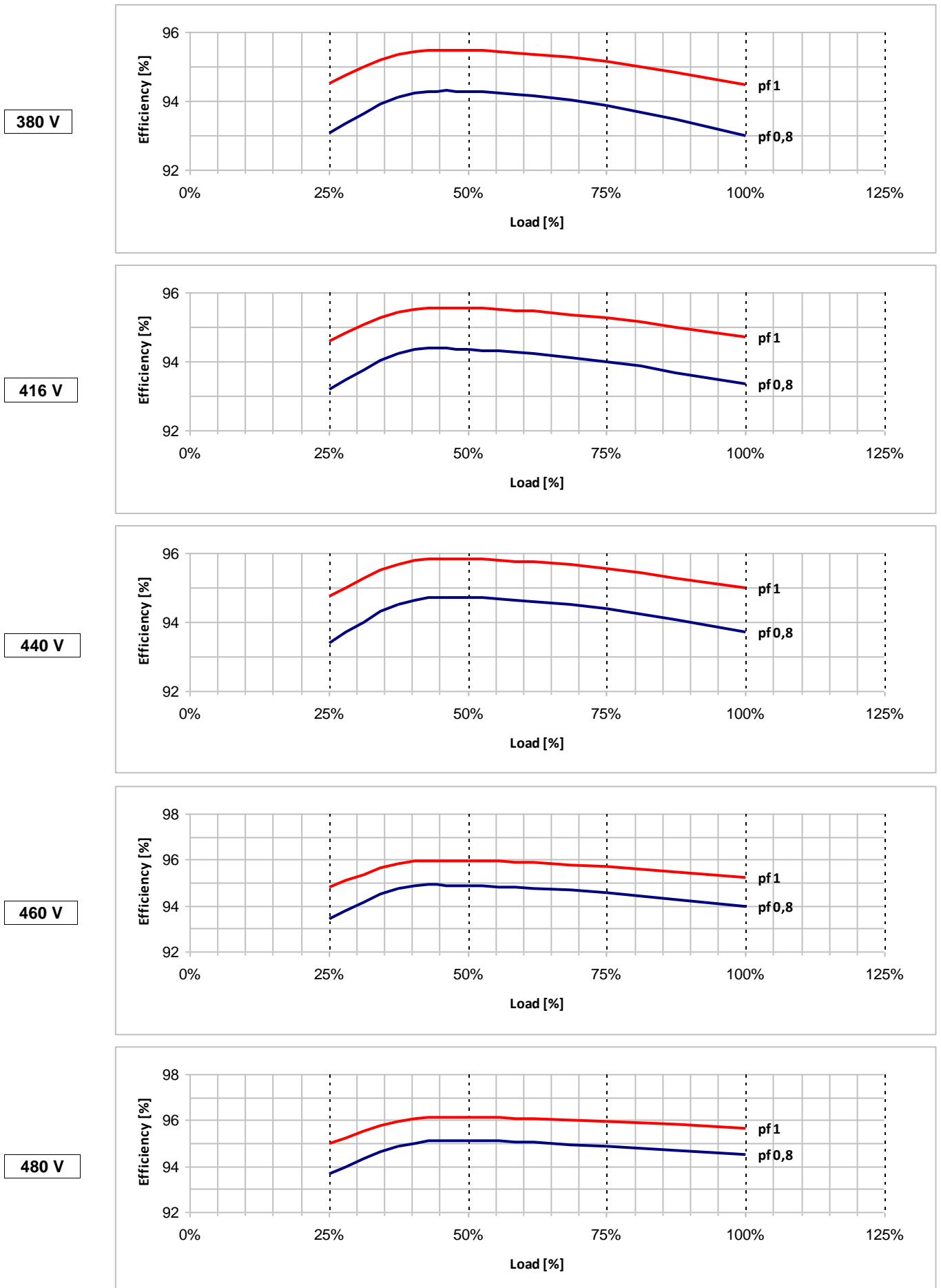


440 V

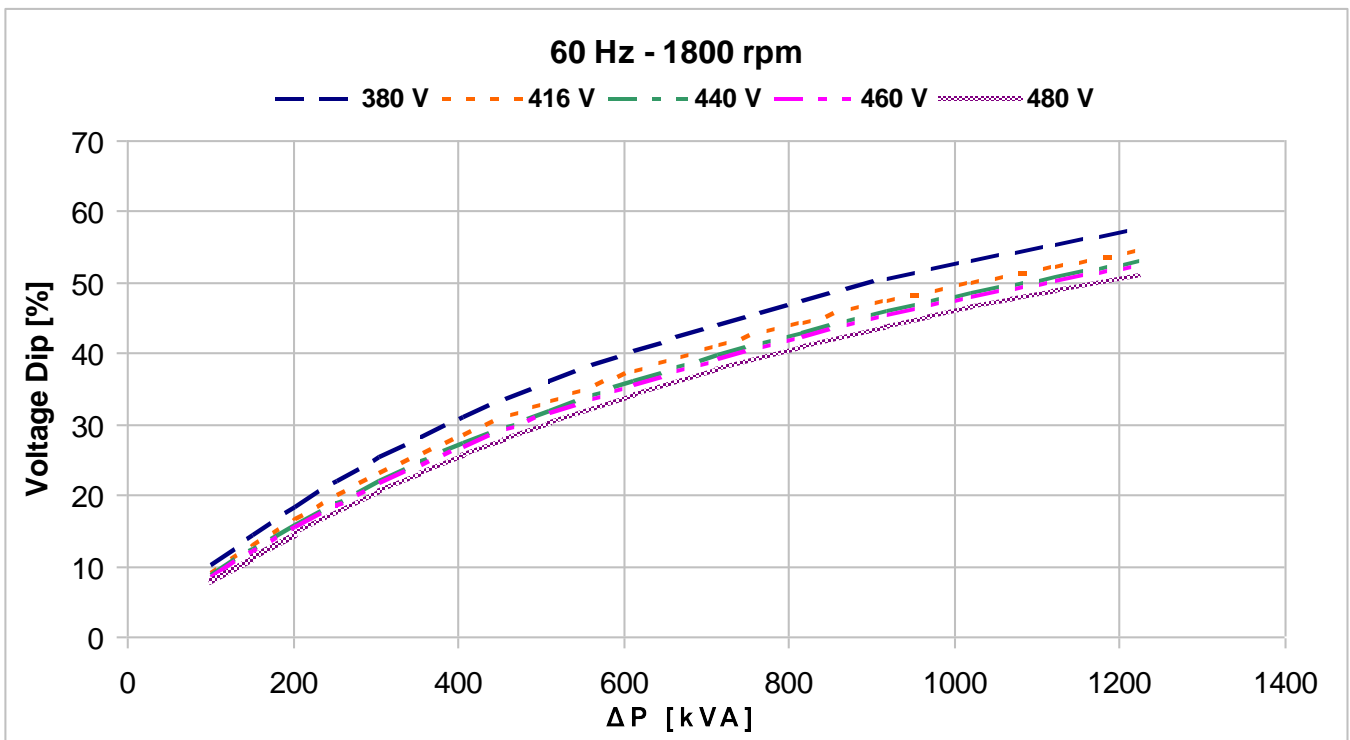
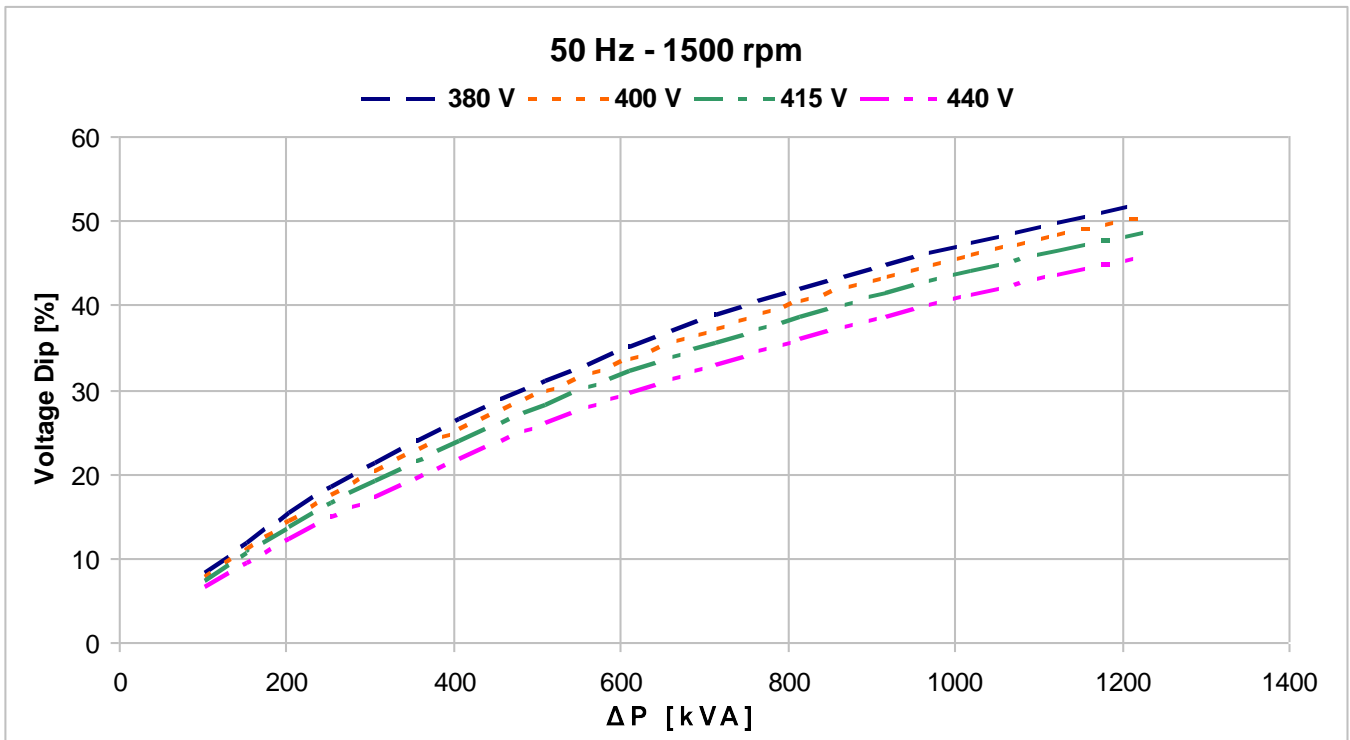


Typical efficiency curves

60 Hz - 1800 rpm



Locked rotor motor starting curves (*)



$$\Delta P = P_n \times \frac{I_s/I_n}{\cos \varphi_n \times \eta_n}$$

(*): A coefficient of 0,85 must be applied to the voltage dip if the load has a power factor equal or greater than 0,8.